



San Mateo County 101 Express Lanes Performance
2nd Quarter FY2026
(October - December 2025)

Operational Rules

- Hours: 5 a.m. to 8 p.m., Monday–Friday.
- FasTrak® required.
- Carpools (HOV 3+), buses, and motorcycles travel toll-free with FasTrak® Flex toll tags.
- Carpools (HOV 2) pay half-price tolls with FasTrak® Flex toll tags.



Key Performance Highlights: FY26 Q2

KEY HIGHLIGHT

METRIC CHANGE

**Express Lane
Traffic Performance**

Average daily trips on the express lanes +2.0% year-over-year.

**Express Lane
Speed Performance**

Average express lane speeds consistent compared to Q2 FY25.

Trip Occupancy Trends

Toll-free trips (HOV3+) +3.6% and Image-Based Trips -3.1% year over year.

**Calculated Change in
Number of Travelers**

Total passengers estimated +6%.

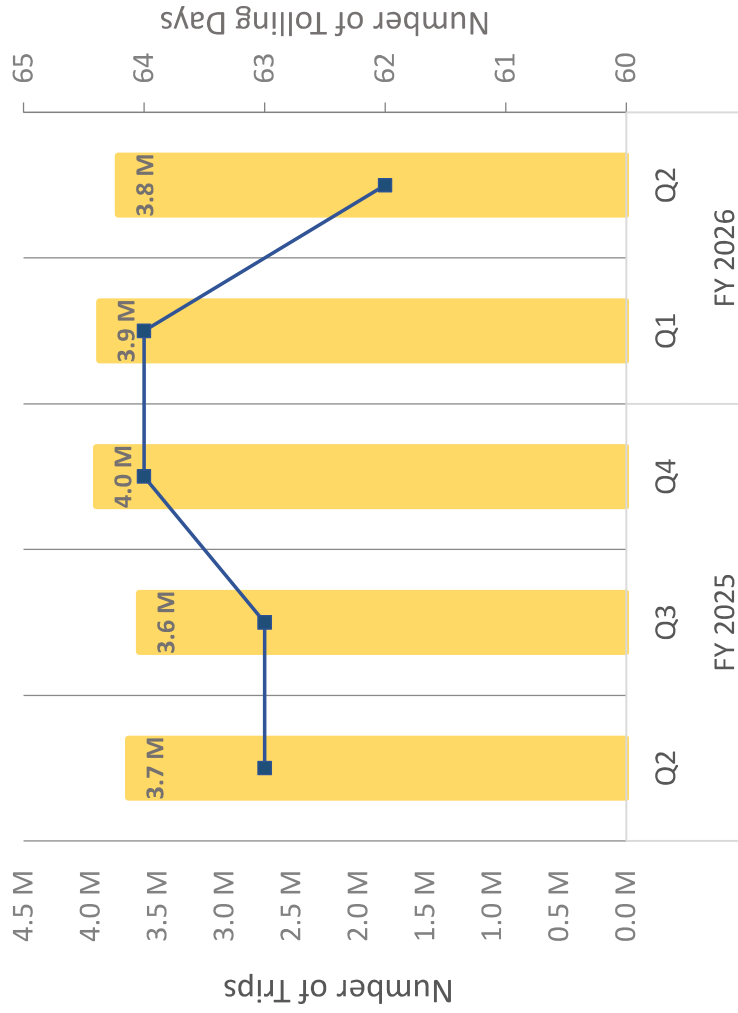
**Change in Average
Assessed Tolls
Year Over Year**

Average assessed tolls ↓ in the NB direction, but ↑ in the SB.

Enforcement Trends

HOV enforcement contacts +175% and overall enforcement contacts +78%.

Express Lane Daily Trips: FY26 Q2



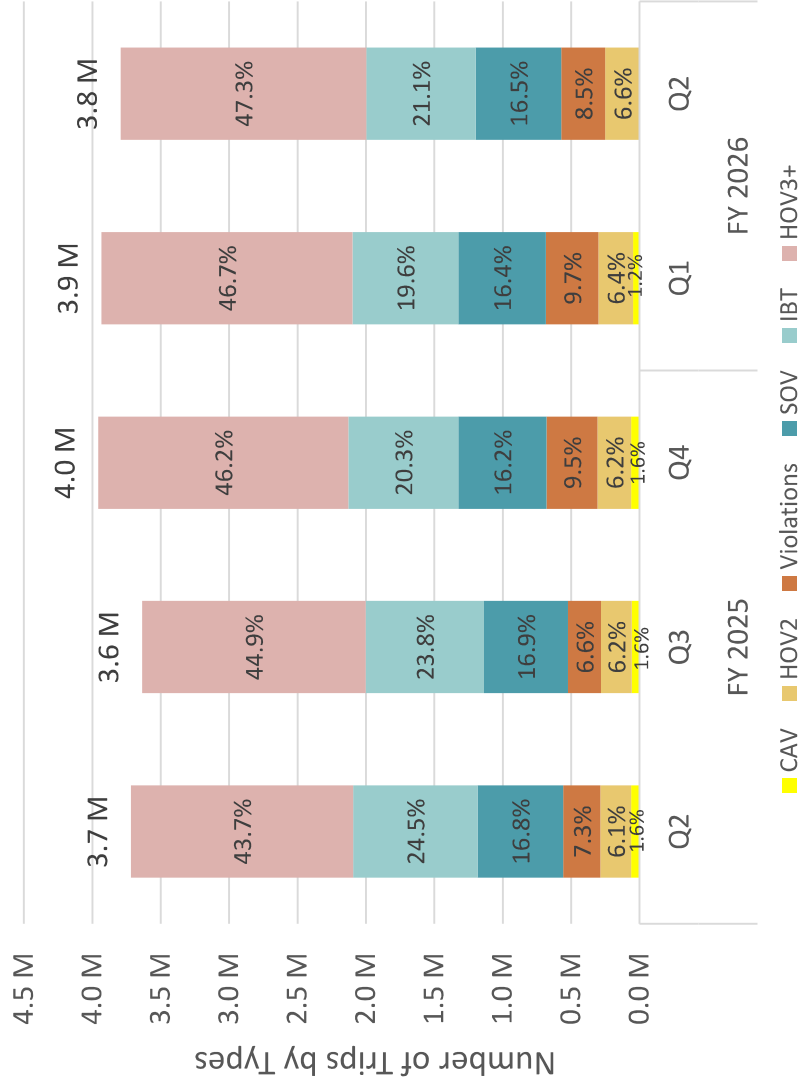
FY26 Q2:

- Consisted of 62 tolling days.
- 3.79M trips were made.
- An average of 61,199 express lane trips have been made daily, which is a 0.5% decrease over FY26 Q1.
- There was a 2.0% increase in average daily trips compared to the prior fiscal year's Q2. This is approximately 1,200 more daily trips.



EXPRESS LANES
San Mateo County

Express Lane Trip Types: FY26 Q2



- **Toll-free trips: 47.3%**
 - HOV 3+ and Non-Revenue.
- **Tolled trips: 44.2%**
 - 37.6% full toll (SOV + Image-Based Tolls [IBT]).
 - 6.6% discounted toll (HOV 2).
 - Note: Clean Air Vehicle (CAV) discounts have ended.
- **Violation trips: 8.5%**
 - IBT trips with No FasTrak account at the time of the trip.
- **While overall daily trips increased by 2%, changes differ by trip type:**
 - Tolled trips have decreased by 4.8% from FY25 Q2
 - HOV 3+ trips had the largest change with an increase of 3.6%.
 - IBT trips had the largest decrease of 3.4%



EXPRESS LANES
San Mateo County

Express Lanes Toll Revenue and Expense



- In FY26 Q2, \$9.2 million in toll related revenue.
- \$2.4 million in toll operations and maintenance (O&M) costs.
- Disbursed approximately \$900K in debt related payments.
- Revenues increased compared to FY25 Q2.

Note: Financial figures are preliminary and subject to audit and change. In addition, revenue is recognized as cash payments are received month to month, except for year-end adjustments. As a result, Q4 FY25 reflects four months of revenue, while Q1 FY26 reflects only two months.

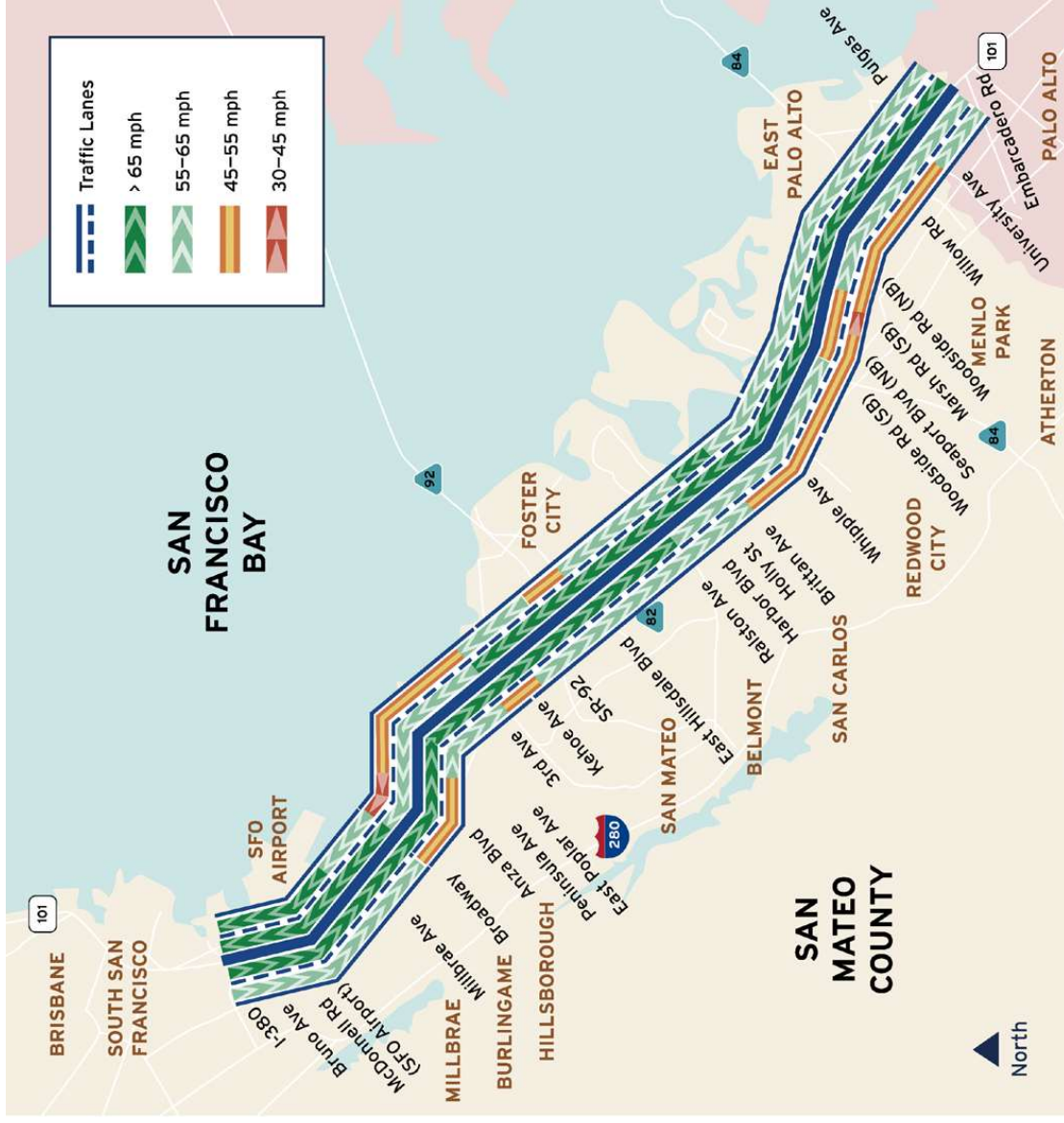
AM Map

Average southbound

- Express Lane speeds were 8 mph greater than general purpose lanes during AM Peak (6–10 AM).

Average northbound

- Express Lane speeds were 9 mph greater than general purpose lanes during AM Peak



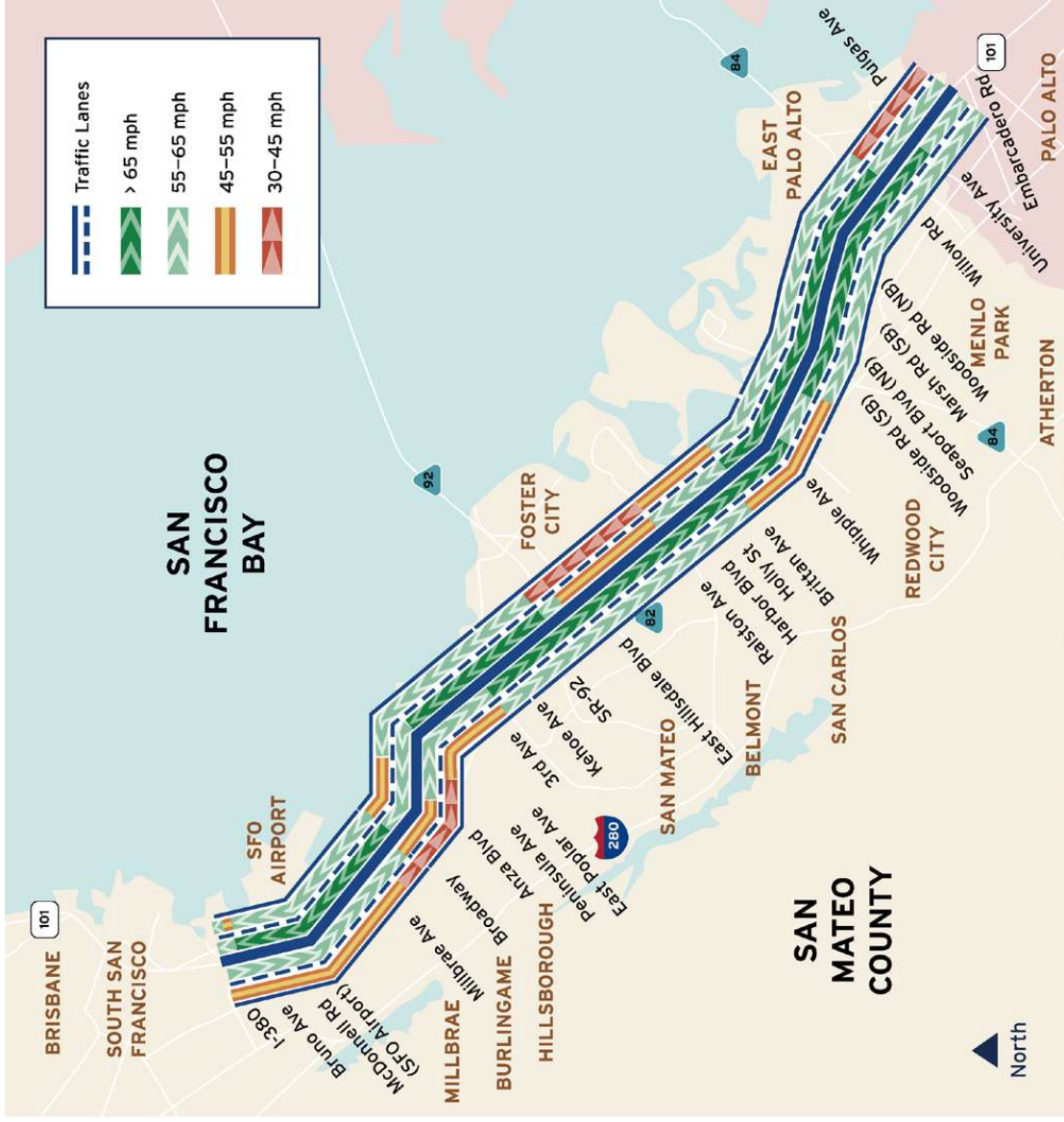
PM Map

Average southbound

- Express Lane speeds were 10 mph greater than general purpose lanes during PM Peak (3–7 PM).

Average northbound

- Express Lane speeds were 9 mph greater than general purpose lanes during PM Peak

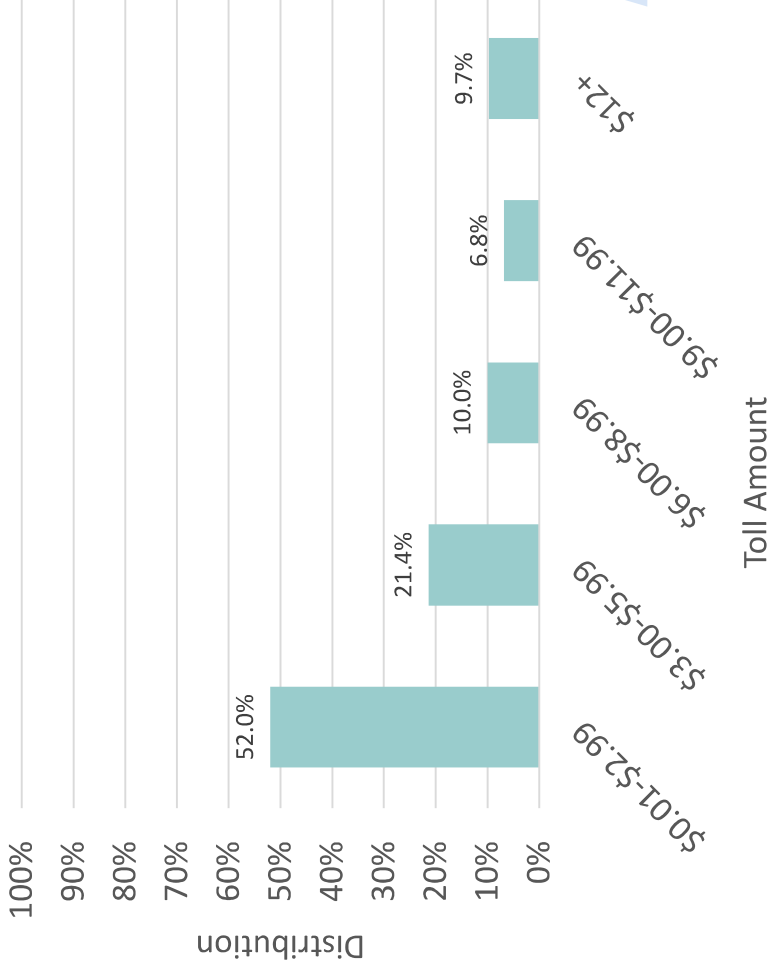


Average Paid Tolls Comparison: FY26 Q2

Quarter	Average Daily Toll	Peak Hour	Average Peak Hour Toll
SM-101 NB	Q2 FY25	5 PM	\$8.42
	Q1 FY26	5 PM	\$7.66
	Q2 FY26	5 PM	\$7.99
SM-101 SB	Q2 FY25	8 AM	\$9.44
	Q1 FY26	8 AM	\$9.83
	Q2 FY26	8 AM	\$10.39

- The northbound average paid toll in Q2 was \$4.05.
- The southbound average paid toll in Q2 was \$5.29.

Distribution of Paid Tolls: FY26 Q2



- **Drivers made nearly 1.9 million** tolled express lane trips in FY26 Q2.
- **52.0% of these trips** incurred a toll less than \$3, down 2.0% from the previous quarter and down 5.6% from the previous fiscal year's Q2.
- **9.7% of trips** were \$12 and over, up about 0.3% from the previous quarter and up 0.7% from the previous fiscal year's Q2.

CHP Enforcement: FY26 Q2



FY26 Q2:

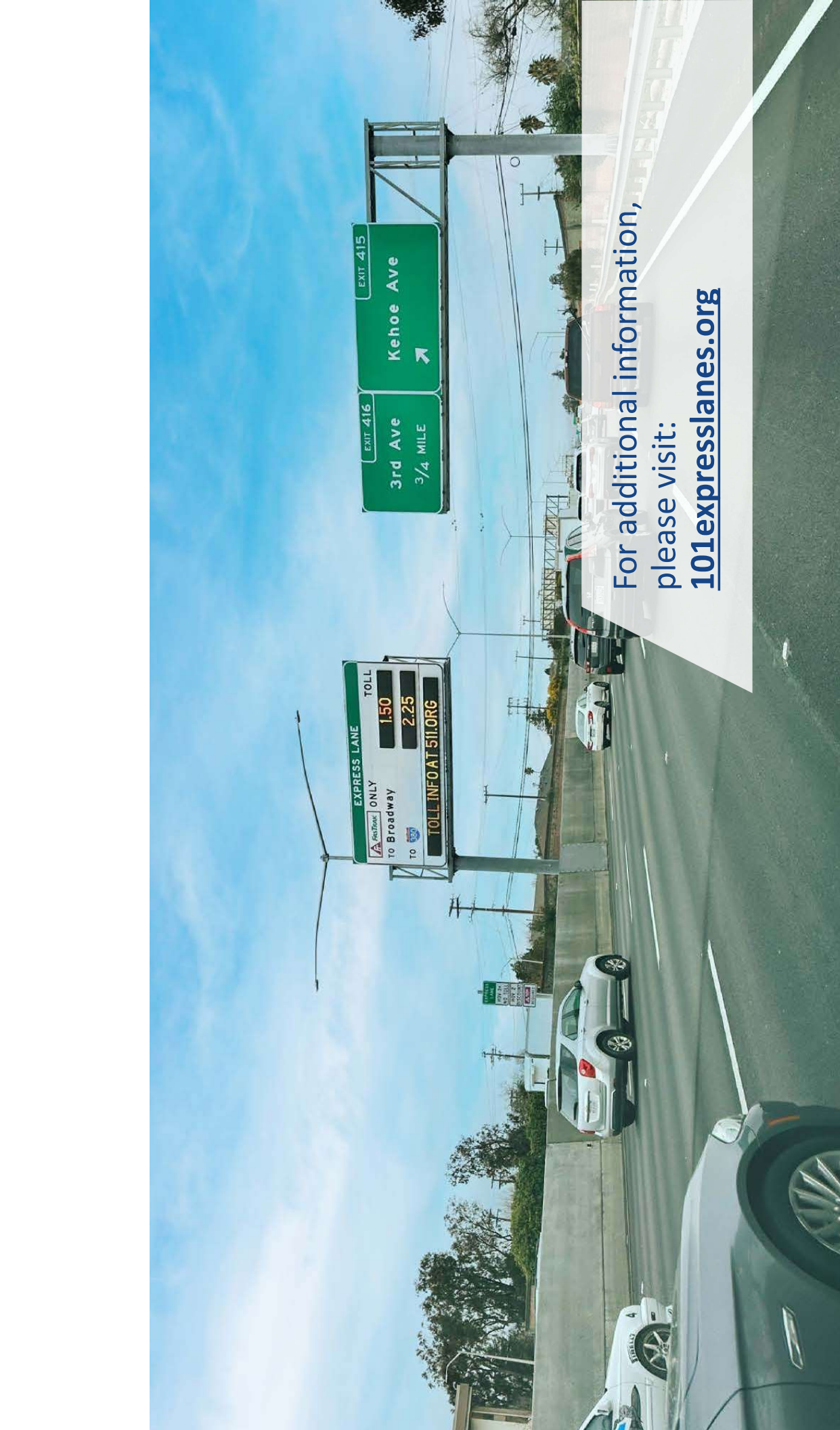
- Patrolled the express lanes for 832 hours.
- Made 971 enforcement contacts.
- 72% of the contacts resulted in HOV occupancy citations.

FY26 Q2 enforcement costs

were approximately \$125,451, resulting in an average cost per enforcement contact of approximately \$129.



EXPRESS LANES
San Mateo County



For additional information,
please visit:
101expresslanes.org